



Qustodio Parental Control App

Works on kindle nook

Android Installation Guide

Dear Parent,
Our Synodical Modern Media Committee strongly recommends using a filter and accountability software on all our devices. Especially on the smart phones we give our children. They recommend the Qustodio Parental Control App. Your local Modern Media Committee strongly echo these recommendations.

This guide will help you install and use Qustodio on your child's smart phone. It is important to remember this isn't a set it and forget it application (there is no such thing). It is crucial to be vigilant. In addition to watching their activity daily/weekly, check and test your child's phone from time to time to make sure Qustodio is still active, and is still filtering. If you are unable to do this please get a basic flip phone for your child, without a data plan; which is actually the best recommendation overall.


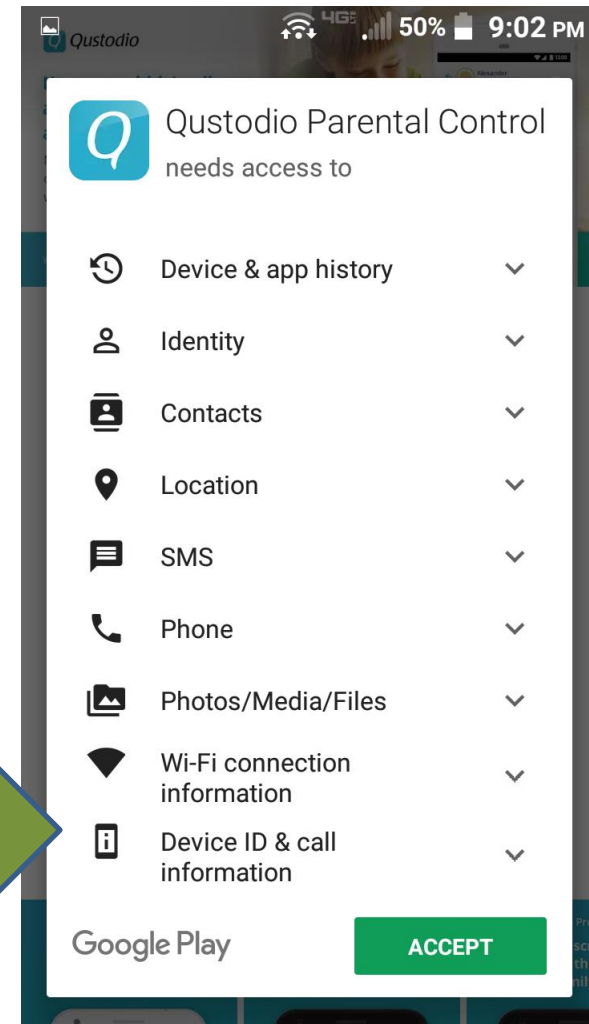
Qustodio's website and further information can be found here:

<https://www.qustodio.com/en/>

Let's Install Qustodio!

To start let's tap 'Google Play' and use the search feature to find 'Qustodio'. Tap to open it and tap the 'Install' button.

Qustodio asks permission to access many parts of your phone. Tap 'ACCEPT' to allow it to monitor your child's use of the phone.



INSTALL



The Internet's Best Free Parental Control App

READ MORE


See | Manage | Smile
Keep your kids' online activity safe, productive and fun

Keep them Safe
Block inappropriate web content on their devices

Keep them Prod
Set healthy screen limits for the family

The download is 22MB so you probably want to be on WiFi to do this.


← Qustodio Parental Co... 🔍 ⋮

 **Qustodio Parental Control**
Qustodio LLC
Everyone


10.52MB/22.12MB 47% ✕

✓ Verified by Play Protect


You Might Also Like [MORE](#)




MMGuardia n Parental
2.6★ FREE




YouTube Kids
4.5★ FREE




Disable Incognito
3.6★ FREE




Screen Time
2.7★




500 THOUSAND Downloads



3.5 ★★★★★ 17,567



Productivity



Similar


The Internet's Best Free Parental Control App

 **Qustodio**


Keep your kids' online activities safe, productive and fun

Monitor and manage your children's online activities across all devices with Qustodio.


Works on:    

 **Qustodio Parental Control**
Qustodio LLC
Everyone


Installing...




500 THOUSAND Downloads



3.5 ★★★★★ 17,567




Productivity




Similar

The Internet's Best Free Parental Control App

 **WHAT'S NEW**

For Parents' Devices, two more controls now available:

- Calls & SMS rules (Premium Android-only)

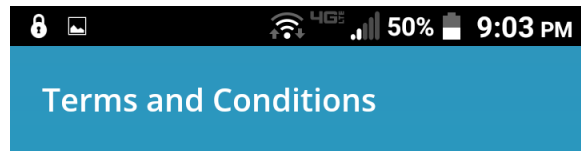


The Internet's Best Free Parental Control App

WHAT'S NEW
For Parents' Devices, two more controls now available:
-Calls & SMS rules (Premium Android-only)

Once the install is complete you can tap to 'OPEN' the app

Tap 'Accept All' to accept the terms and conditions.



Terms of use

Qustodio Terms and Conditions

Welcome

These terms and conditions ("Terms") govern the access to and use of the Services (as defined below) provided by Qustodio Technologies, S.L. (the "Licensor", "Company" or "we/us") for home users of the Services ("You"), made available at <http://www.qustodio.com>.

You hereby agree that you have read, understood and accepted these Terms which were made available to you before starting to use the Services. These Terms (including Privacy Policy) also apply to the Qustodio App which is available in the applicable app store.

Use of the Services implies your acceptance of notices, use regulations and instructions made known to you by the Company following acceptance of these Terms; non-acceptance will lead to the termination of the Services.

Qustodio makes your devices safe and accessible, with special features for dealing with difficulties and disabilities associated to navigate and using the internet and mobile devices. Young people and their families may benefit from

Cancel

Accept All

6 4G 50% 9:04 PM

Sign Up

Create your parent account to get started with Qustodio.

John

Your email address

john.doe@gmail.com

Re-type your email

john.doe@gmail.com

Next

q w e r t y u i o p
a s d f g h j k l
z x c v b n m
?123 @ . ✓

Sign up using your name and email address (the parent and administrator)

Select a password that is hard for your child to figure out yet easy to type on the smartphone.

6 4G 49% 9:05 PM

Sign Up

Please enter a password you will remember

Password

.....

Re-type password

.....

1 2 3 4 5 6 7 8 9 0
q w e r t y u i o p
a s d f g h j k l
z x c v b n m
?123 , . →

Sign Up

Please enter a password you will remember

Password

.....

Re-type password


.....

Next

Remember this password,
you may want to share it
with your spouse


Welcome, John

Whose device is this?



Kid's device
Protect this device

Most likely this will be the
install and setup for your kid's
phone. *You could also install
on your own smartphone so
you can monitor your child
from your phone, but
monitoring from the Qustodio
website on a computer is a lot
easier*



Parent's device
Monitor from this device

8 4G 49% 9:07 PM

Device Set Up

Provide a name for this device.
Example: Mike's phone.

Device name

JJ's phone

Next

Name your child's phone something you will recognize in the monitoring control panel called the 'Family Portal'

Enter your child's name, year of birth and gender. Filter settings are not affected by the age/year you enter here. That is something you will need to set in the Family Portal later.

8 4G 49% 9:07 PM

Child Info

Who uses this device? Enter the details below.

Child name

John JR

Birth year

2007

Gender

Boy Girl

Next

Activate Accessibility

This setting is needed for Qustodio to provide safe and supervised access to all web content, apps and settings for users of this device. [See FAQ](#)

Accessibility

Services

Qustodio
Off

System

Click on Qustodio on the next screen and slide the button to the right.

Activate now

Now Qustodio needs to take some control of your device so it can effectively monitor and filter.

The Qustodio install will now take you to the phone's accessibility menu. Here you will have to switch Qustodio "on". Tap the Qustodio entry in the menu.

Accessibility

Services

Security & Privacy

Off

TalkBack

Off

Select to Speak

Off

Switch Access

Off

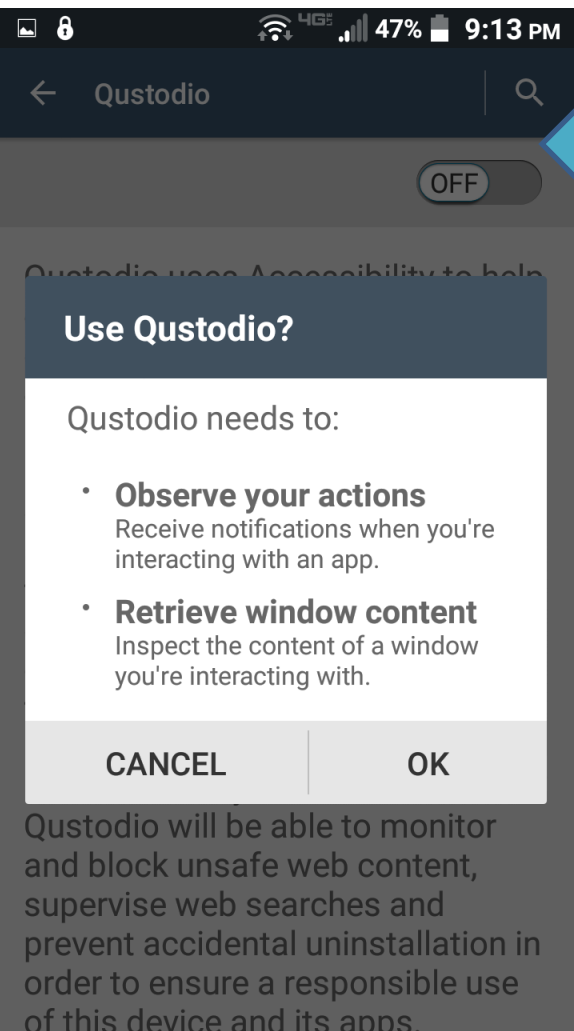
Qustodio

Off

Vision

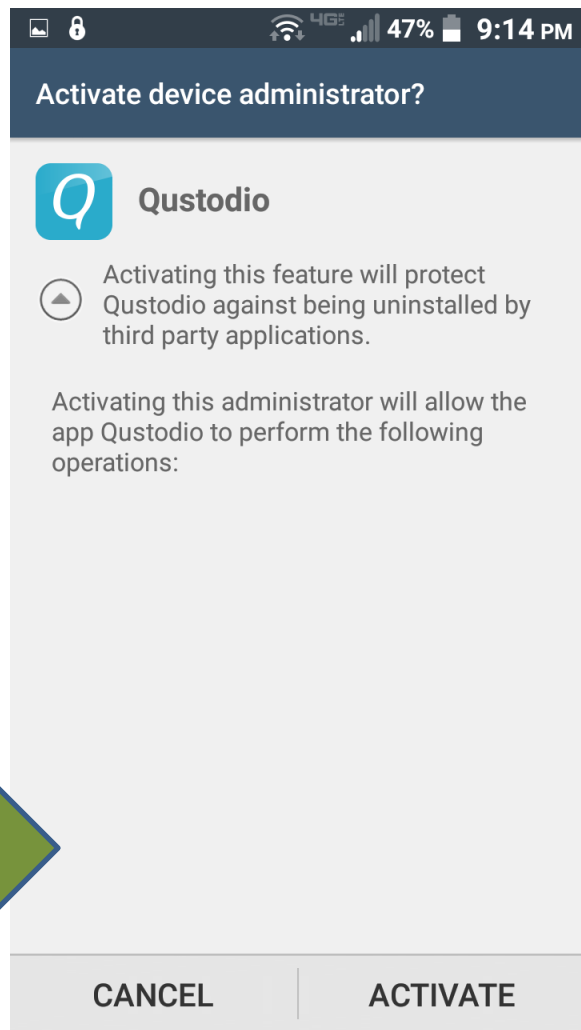
Magnification gestures

Off



Your phone will prompt you with the permissions Qustodio is requesting. Tap 'OK' to allow Qustodio to monitor your phone.

Next the install will take you to the device administrator page. Tap 'Activate' to protect Qustodio from being uninstalled without a password.





We have a welcome gift for you!

You have been upgraded to Qustodio Premium free for 3 days.

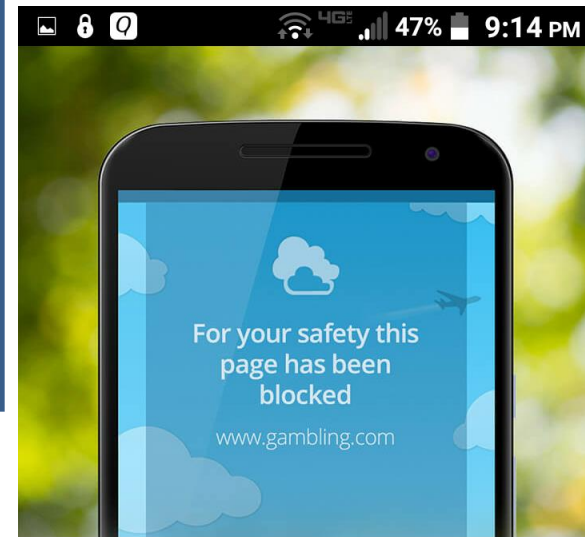


So far you are using the free version. Qustodio gives you 3 days use of the Premium version. Paying to permanently upgrade may be worth it, it allows you to monitor multiple devices, multiple children, and more.

And... In no time you will receive an email offer for a discount to the premium version.

Now you will be given a brief tour of Qustodio's features.

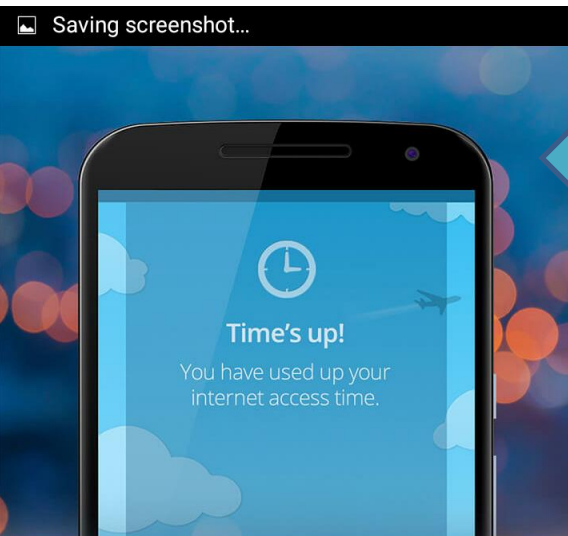
1. Web browsing filter and tracking.



All web activity is now supervised

Inappropriate sites are being blocked automatically.



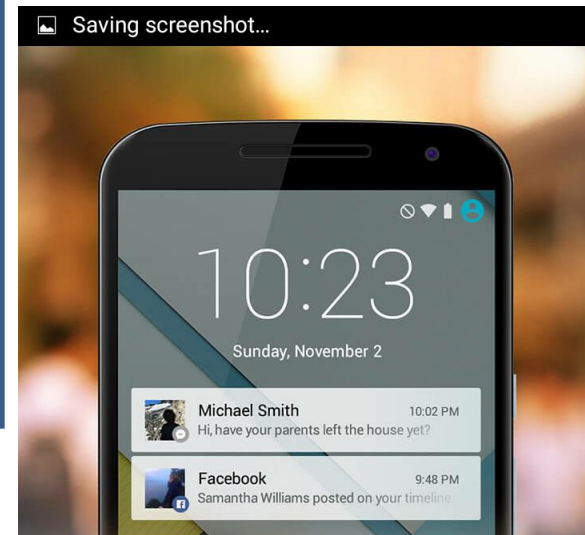


Set time limits for web, games and apps

Limit the time kids spend online with their devices and using games and apps.



2. Set time limits on phone use, on a day of the week basis. (ie: allow more time on Saturdays, allow little to none on Sundays)



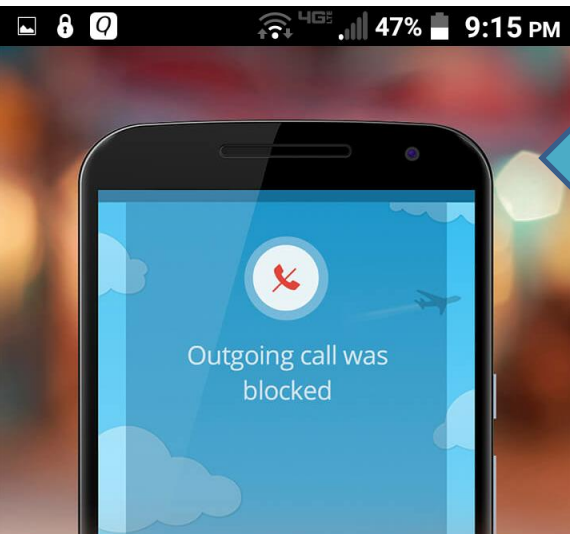
View Social Network Activity

See who your child is friends with and what type of content they share.



3. Call, text, and social media tracking.

Admittedly some of these features are only fully functional with the Premium version.



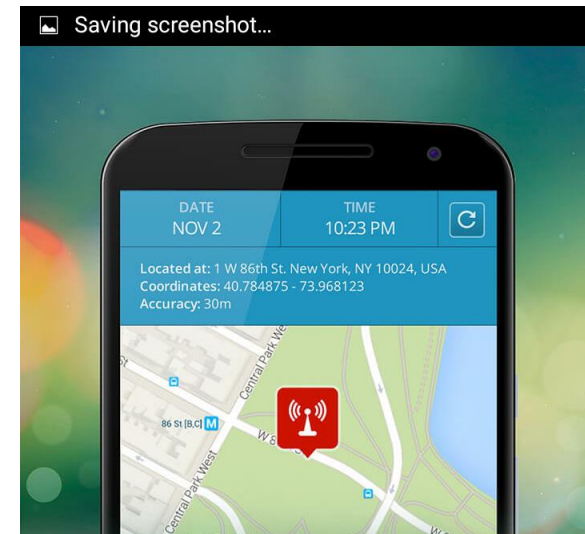
Monitor and Block Calls & SMS

See who your child calls or texts most and set a list of blocked contacts.



4. You can see calls made and texts sent. Blocking is actually a premium feature.

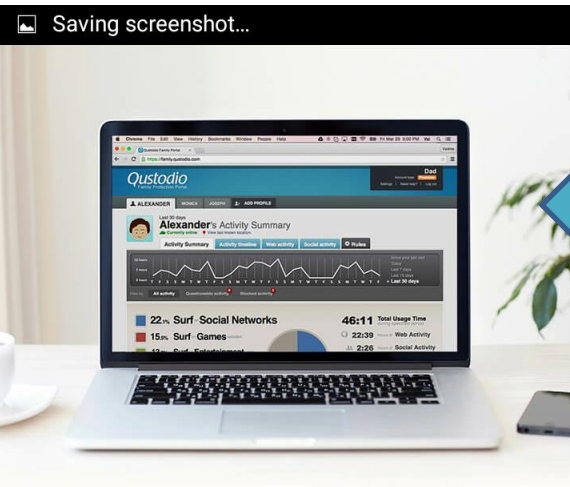
5. Location tracking is another feature that works best with the premium version. A panic button option can be setup for when "your child feels unsafe or wants to share his/her location with entrusted contacts"



Location Tracking & Panic Button

Track your child's location. In an emergency your child can use the Panic Button to call for help.





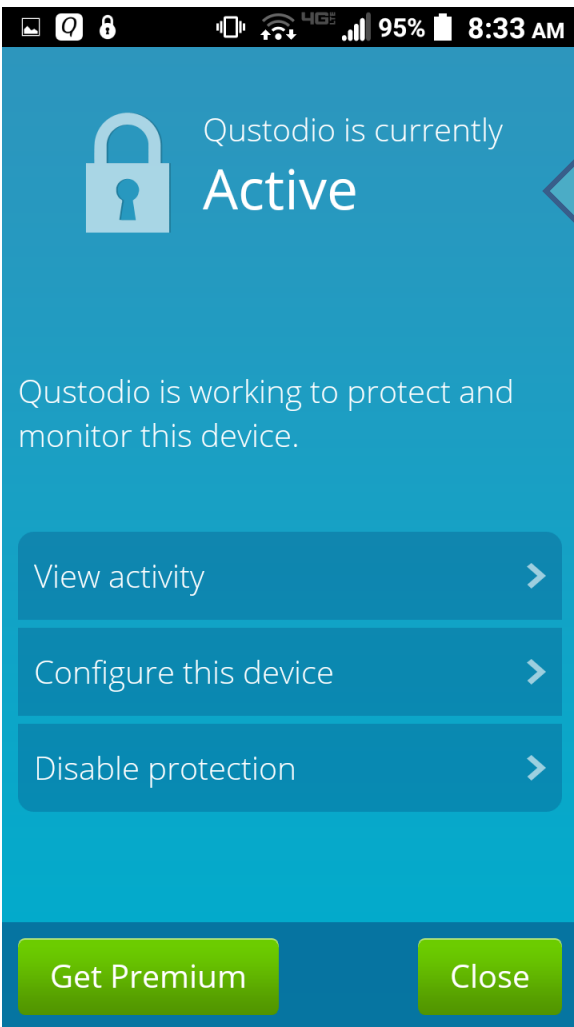
Meet Your Qustodio Family Portal!

Here's where you can manage and monitor your child's activity in real-time.

GO TO MY FAMILY PORTAL

Next you will have to configure Qustodio. Some configuration is done on the Qustodio control panel on the phone, but much is done on the Family Portal website. Tab 'Go To My Family portal'

When asked for the password enter the password you set during the installation steps.

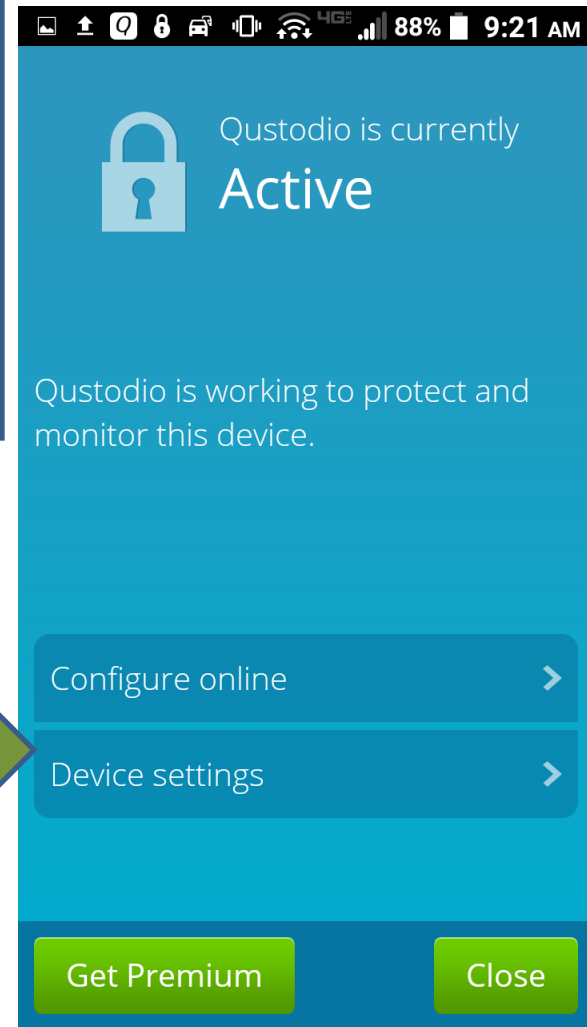


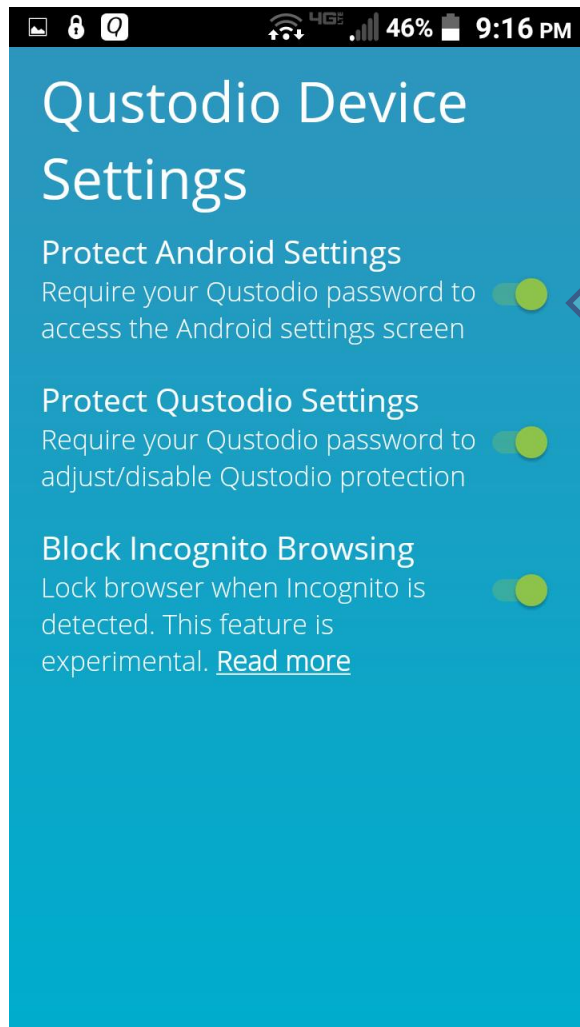
You will be given 3 options.

1. View Activity
2. Configure this device.
3. Disable protection.

Tap 'Configure this device'

First tap 'Device settings',
before going online to
configure.

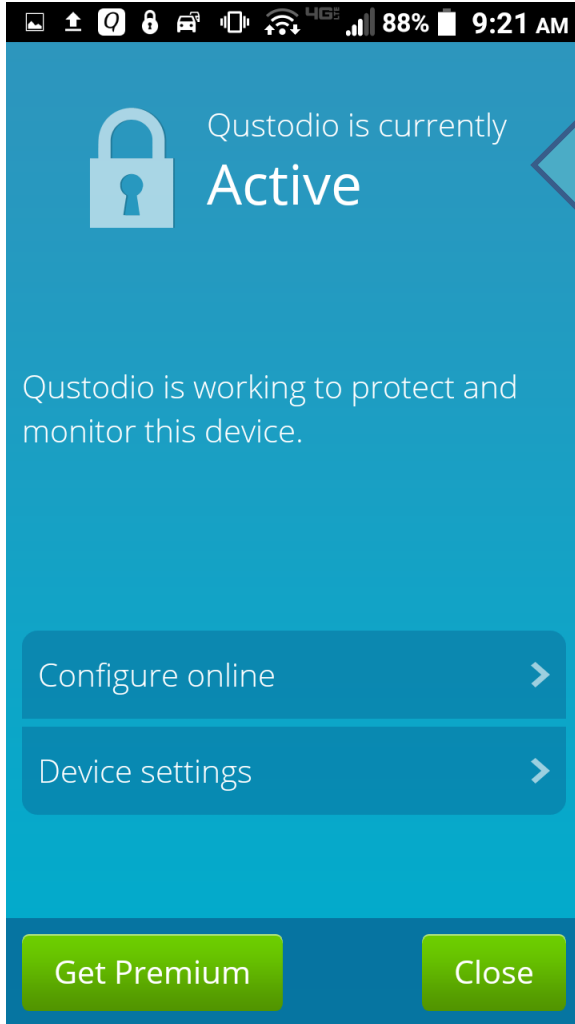




'Protect Android Settings' and 'Protect Qustodio Settings' should both be enabled. This helps stop inquisitive minds from disabling or uninstalling Qustodio.

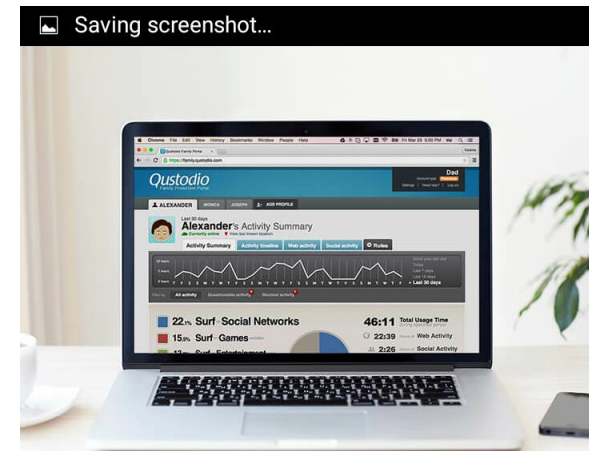
Incognito Browsing is a big risk and should be blocked. Parents should test to ensure Incognito browsing is disabled or is filtered as well as regular browsing is filtered. Please read under the 'Read more' link.

- On Android phone's made in 2014 or before enable this 'Block Incognito Browsing'.
- On Android phone's made in 2015 or after this option is not needed as Qustodio will filter Incognito browsing.



Press the phone back button to return to this screen. Now tap 'Configure Online'.

This will bring you to the Family Portal. This is the portal where most of the configuration is done. Also, this is the portal where you will review all the activity tracked by Qustodio.



Meet Your Qustodio Family Portal!

Here's where you can manage and monitor your child's activity in real-time.

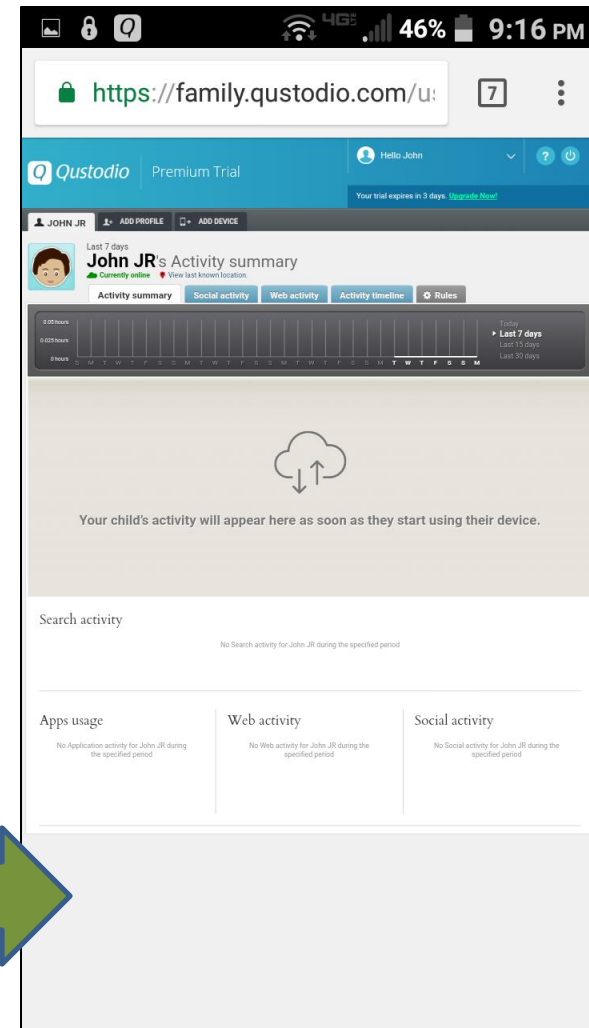
GO TO MY FAMILY PORTAL



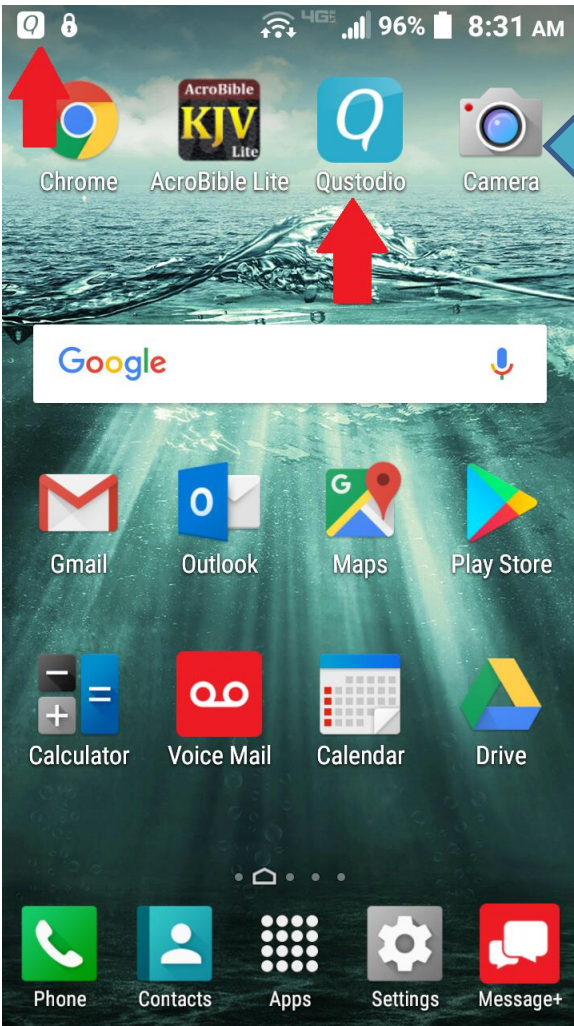
The gray rules tab is where all configuration is done. This is just a standard website, it is easier to use this on a full size computer.

You can login at this link from any device, using the email address and password you just setup.
<https://family.quastodio.com/?locale=en>

The other tabs in the family portal are used to show you all the activity tracked by Quastodio.

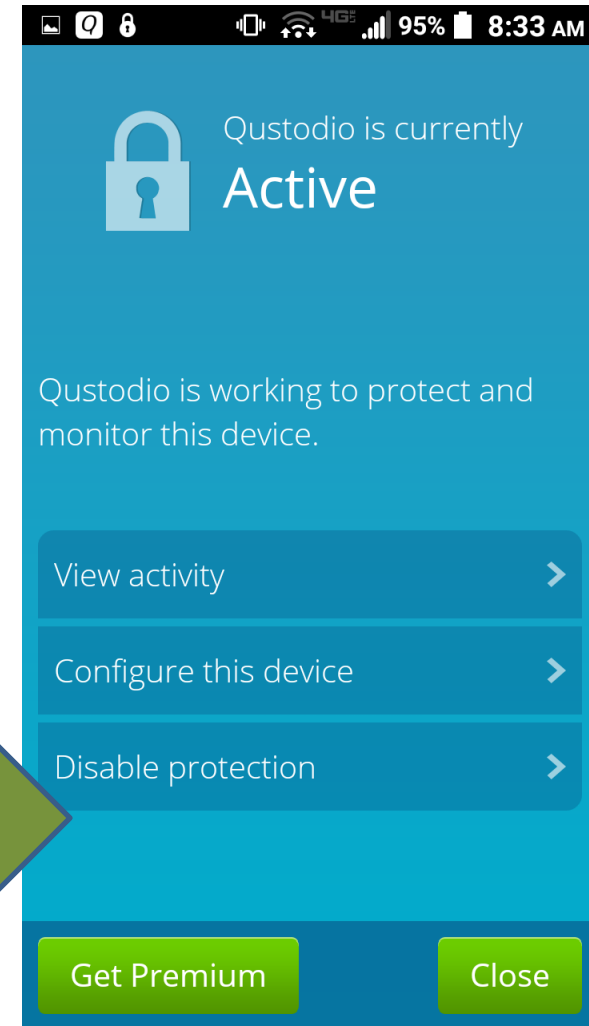


The whole family portal, including each of the configuration and activity tabs, are explained thoroughly in the document titled '[Quastodio Family Portal Guide](#)' on the MMCNJ website



In the future Qustodio settings can be accessed via the icon it places on your home screen or in your banner screen. (FYI, both of these can be hidden/removed)

You will be prompted by the familiar login screen for a password your child should never know. And then you will see the familiar Family Portal settings and activity webpage.



One final note: If you are having trouble with Qustodio not working, definitely contact them or even your Modern Media Committee for support. Especially if you have paid for the Premium version. But, you also might want to consider the age of your phone. Software like this, from any vendor, is more thoroughly tested on the latest models, and there can be obvious bugs when working with older models. This is yet another reason to be vigilant in keeping watch on your child's smart phone, their activity, and how Qustodio is behaving.

Or, for any questions or suggestions please feel free to contact your Modern Media Committee at:

modernconcerns@gmail.com

Further information regarding safety and Modern Media can be found at:

www.tinyurl.com/mmcnj