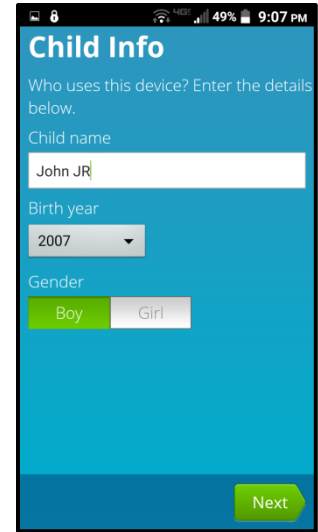
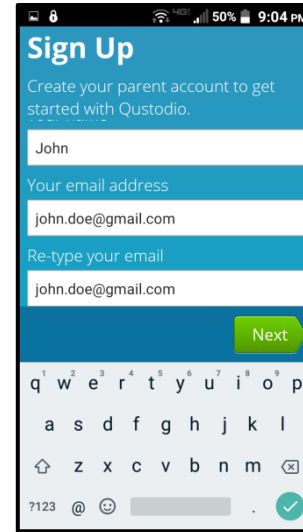
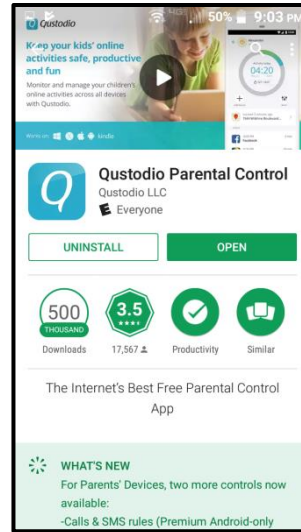


Qustodio Parental Control App



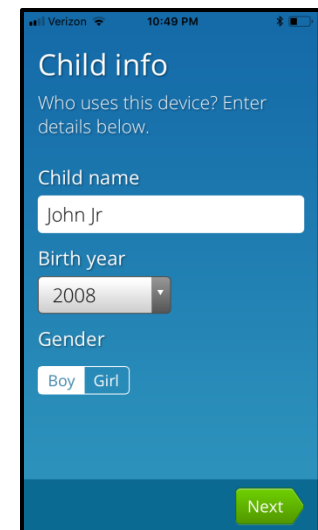
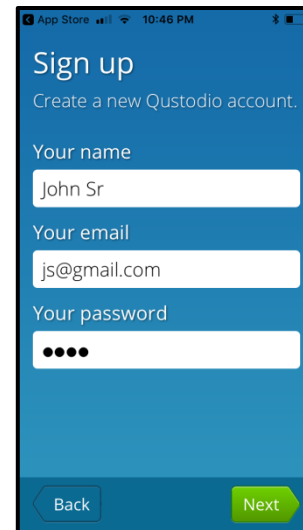

Dear Parent,
Our Synodical Modern Media Committee strongly recommends using a filter and accountability software on all our devices. Especially if we give smart phones to our children. They recommend the Qustodio Parental Control App. Your local Modern Media Committee strongly echo these recommendations.

Open 'Google Play' or the Apple 'App Store' and use the search feature to find 'Qustodio'. Tap to open it and tap "Get/Install"

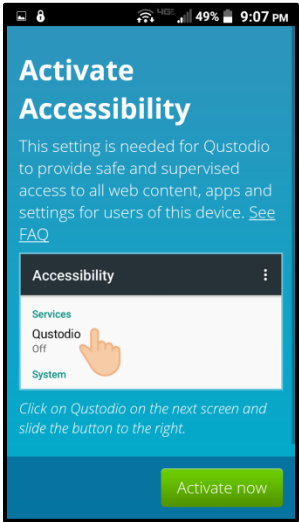
When the install is complete tap "Open". At various places grant the app all permissions and access it requests

Select you're new to Qustodio and sign up for a parental administrator account

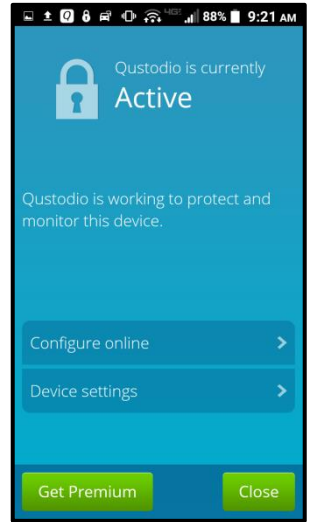
Then, create your child's profile. Name your child's device something easy to identify



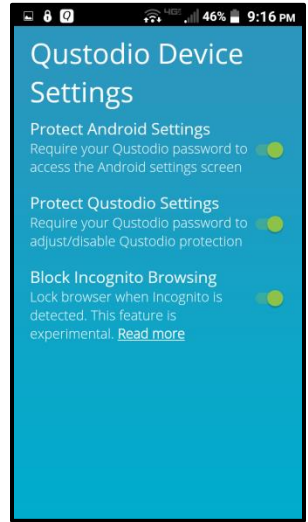
Many more details at:
www.tinyurl.com/mmcnj



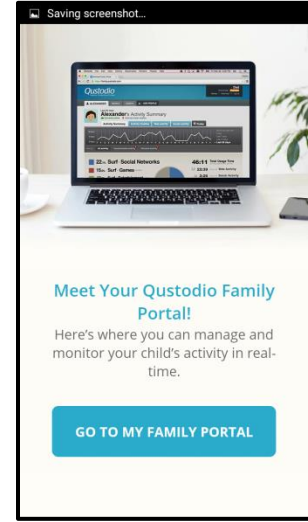
Follow the steps that allow Qustodio to monitor/supervise your device. Accessibility on Android and a iOS Profile on Apple.



On Android tap Device settings before Configure online. On Apple tap Install to move through the iOS Profile install.



On Android enable all 3 device settings (Incognito browsing is big risk). On Apple tap Install one more time for the iOS Profile.



Next, login to your parental portal, a webpage where most of the settings are, and where all of your child's activity is shown

The gray rules tab is where all configuration is done. This is just a standard website, it is easier to use this on a full size computer.

You can login to portal from any device at qustodio.com, using the email address and password you just setup



The other tabs in the family portal are used to show you all the activity tracked by Qustodio.

The whole family portal is detailed in the '[Qustodio Family Portal Guide](#)' on the website www.tinyurl.com/mmcnj

